






FEATURE	ACTION	STATE	BEHAVIOR
---------	--------	-------	----------

BATTERY/POWER STATUS BUTTON

Check Battery Status	 PRESS & RELEASE	Battery Fully Charged	Solid green (51-100%)
		Battery Charged	Blinking green (21-50%)
		Battery Low	Solid red (11-20%)
		Battery Very Low	Blinking red (1-10%)
Reboot Knee	 HOLD 6 SEC	*Only if you are having problems and directed to by your prosthetist	Blinking green and blue


MODE BUTTON

Check Activity	 PRESS & RELEASE	Unlocked	Walking: Slow blinking white Alternate: Fast blinking white
		Locked	Error: Blinking red/white No Activity is active because Knee is Locked
Enable/Disable Flexion Lock	 DOUBLE PRESS	Locked Locks further wflexion, but allows extension	Lock Engaged: Solid white
		Locked with Very Low Battery Locks further wflexion, but allows extension	Lock Engaged: Solid white / Battery Button blinking red
		Unlocked	Lock Disengaged: No light Previously selected Activity resumed
Toggle between Walking and Alternate	 LONG PRESS	Current Activity: Walking	Slow blinking white
		Current Activity: Alternate	Fast blinking white
		Current Activity: Walking Alternate Activity not enabled in patient app or currently unsafe to switch Activities (i.e., Knee is bent)	Blinking red/white



FEATURE	ACTION	STATE	BEHAVIOR
---------	--------	-------	----------

WIRELESS BUTTON

Pair Knee with App	 PRESS	Pairing Devices	None
--------------------	--	-----------------	------




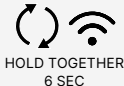
PRESS

Pairing Devices

None

STORAGE MODE *Do not put into Storage Mode if no charging source is available to wake the Knee up

Enter Storage Mode *Do not plug into a power source	 HOLD TOGETHER 6 SEC	Power Down *Knee will not enter Storage Mode if connected to a power source	Blinking red / blue / white
Exit Storage Mode	Plug into power source	Power On *Must plug into power source to exit Storage Mode	Battery Button: Solid green / Wireless Button: Blinking blue *LEDs will turn off after fully exiting Storage Mode



HOLD TOGETHER
6 SEC

Power Down
*Knee will not enter Storage Mode if connected to a power source

Blinking red / blue / white

Exit Storage Mode

Plug into power source

Power On
*Must plug into power source to exit Storage Mode

Battery Button: Solid green / Wireless Button: Blinking blue
*LEDs will turn off after fully exiting Storage Mode

LED REFERENCE

System Error	Alternate red / blue
Booting	Blinking green / blue

Alternate red / blue

Booting

Blinking green / blue